



CSE: **TMAS** OTCQB: **TMASF** FRA: **26P0**

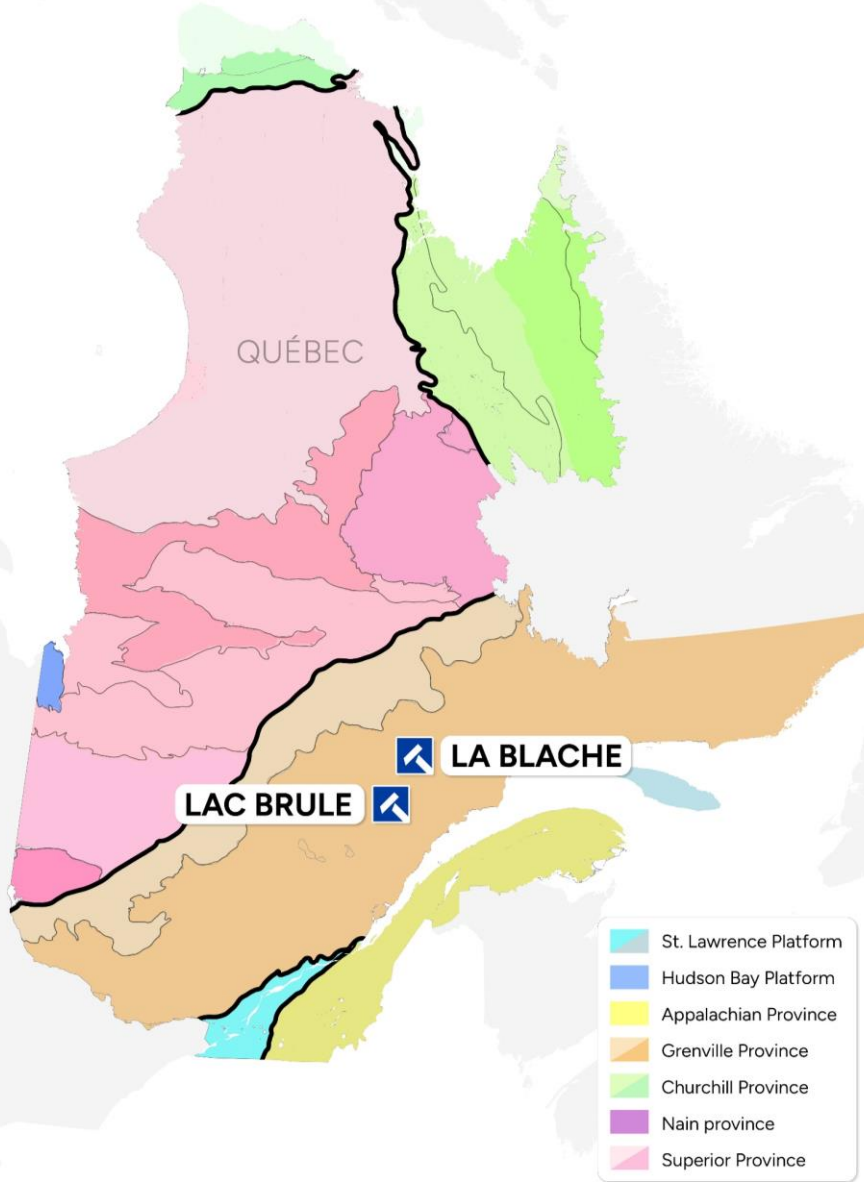
# Forward Looking Statement

This presentation includes certain “Forward-Looking Statements” within the meaning of the United States Private Securities Litigation Reform Act of 1995 and “forward-looking information” under applicable Canadian securities laws. When used in this news release, the words “anticipate”, “believe”, “estimate”, “expect”, “target”, “plan”, “forecast”, “may”, “would”, “could”, “schedule” and similar words or expressions, identify forward-looking statements or information.

Forward-looking statements and forward-looking information relating to any future mineral production, liquidity, enhanced value and capital markets profile of Temas Resources, future growth potential for Temas Resources and its business, and future exploration plans are based on management’s reasonable assumptions, estimates, expectations, analyses and opinions, which are based on management’s experience and perception of trends, current conditions and expected developments, and other factors that management believes are relevant and reasonable in the circumstances, but which may prove to be incorrect. Assumptions have been made regarding, among other things, the price of iron, titanium, vanadium and other metals; no escalation in the severity of the COVID-19 pandemic; costs of exploration and development; the estimated costs of development of exploration projects; Temas Resources’ ability to operate in a safe and effective manner and its ability to obtain financing on reasonable terms.

These statements reflect Temas Resources’ respective current views with respect to future events and are necessarily based upon a number of other assumptions and estimates that, while considered reasonable by management, are inherently subject to significant business, economic, competitive, political and social uncertainties and contingencies. Many factors, both known and unknown, could cause actual results, performance or achievements to be materially different from the results, performance or achievements that are or may be expressed or implied by such forward-looking statements or forward-looking information and Temas Resources has made assumptions and estimates based on or related to many of these factors. Such factors include, without limitation: the Company’s dependence on one mineral project; precious metals price volatility; risks associated with the conduct of the Company’s mining activities in Quebec; regulatory, consent or permitting delays; risks relating to reliance on the Company’s management team and outside contractors; risks regarding mineral resources and reserves; the Company’s inability to obtain insurance to cover all risks, on a commercially reasonable basis or at all; currency fluctuations; risks regarding the failure to generate sufficient cash flow from operations; risks relating to project financing and equity issuances; risks and unknowns inherent in all mining projects, including the inaccuracy of reserves and resources, metallurgical recoveries and capital and operating costs of such projects; contests over title to properties, particularly title to undeveloped properties; laws and regulations governing the environment, health and safety; the ability of the communities in which the Company operates to manage and cope with the implications of COVID-19; the economic and financial implications of COVID-19 to the Company; operating or technical difficulties in connection with mining or development activities; employee relations, labour unrest or unavailability; the Company’s interactions with surrounding communities and artisanal miners; the Company’s ability to successfully integrate acquired assets; the speculative nature of exploration and development, including the risks of diminishing quantities or grades of reserves; stock market volatility; conflicts of interest among certain directors and officers; lack of liquidity for shareholders of the Company; litigation risk; and the factors identified under the caption “Risk Factors” in Temas Resources’ management discussion and analysis. Readers are cautioned against attributing undue certainty to forward-looking statements or forward-looking information. Although Temas Resources has attempted to identify important factors that could cause actual results to differ materially, there may be other factors that cause results not to be anticipated, estimated or intended. Temas Resources does not intend, and does not assume any obligation, to update these forward-looking statements or forward-looking information to reflect changes in assumptions or changes in circumstances or any other events affecting such statements or information, other than as required by applicable law.

# Opportunity Overview



**Project Focus – Titanium in Quebec**  
 Concentrating on two advanced critical metal projects in Quebec, with PEA on La Blache completed and plans to drill Lac Brule 2024

**Metallurgical Advancements**  
 Completed pilot plant testing on La Blache mineralization in 2022, yielding a high-quality 97.8% Titanium Dioxide (TiO<sub>2</sub>) product.

**Intellectual Property & Patents**  
 Maintains a significant IP portfolio focused on eco-friendly extraction and processing technologies for metals such as Nickel, Iron, Gold, Titanium Dioxide, Zinc, and upcoming Rare Earth Elements.

**Cost Reduction & Validation**  
 The University of Minnesota's study validated that ORF Technologies' TiO<sub>2</sub> processing could cut costs by over 65% compared to industry averages.

**Environmental Commitment**  
 Implements closed-loop processing technology, minimizing waste by recycling and reusing chemicals.  
 >95% of reagents recycled

**Corporate Structure & Ownership**

- Recently completed 9:1 consolidation
- 22.4 Million shares issued and outstanding
- 33.6 Million shares fully diluted
- Management owns ~25% directly and
- 44% + in the hands of friends, family and assoc.





**LA BLACHE**

**LAC BRULE**

389

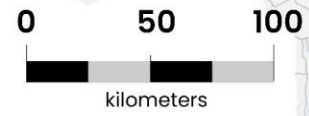
385

St. Lawrence River

138

Saguenay

Québec City



 Temas Project  
 Roads 4





QUÉBEC

**LA BLACHE**

**LAC BRULE**

138

385

St. Lawrence River

Saguenay

138



- Roads
- Powerlines
- Temas Claim
- Staked Claim





# La Blache

Iron

Titanium

Vanadium

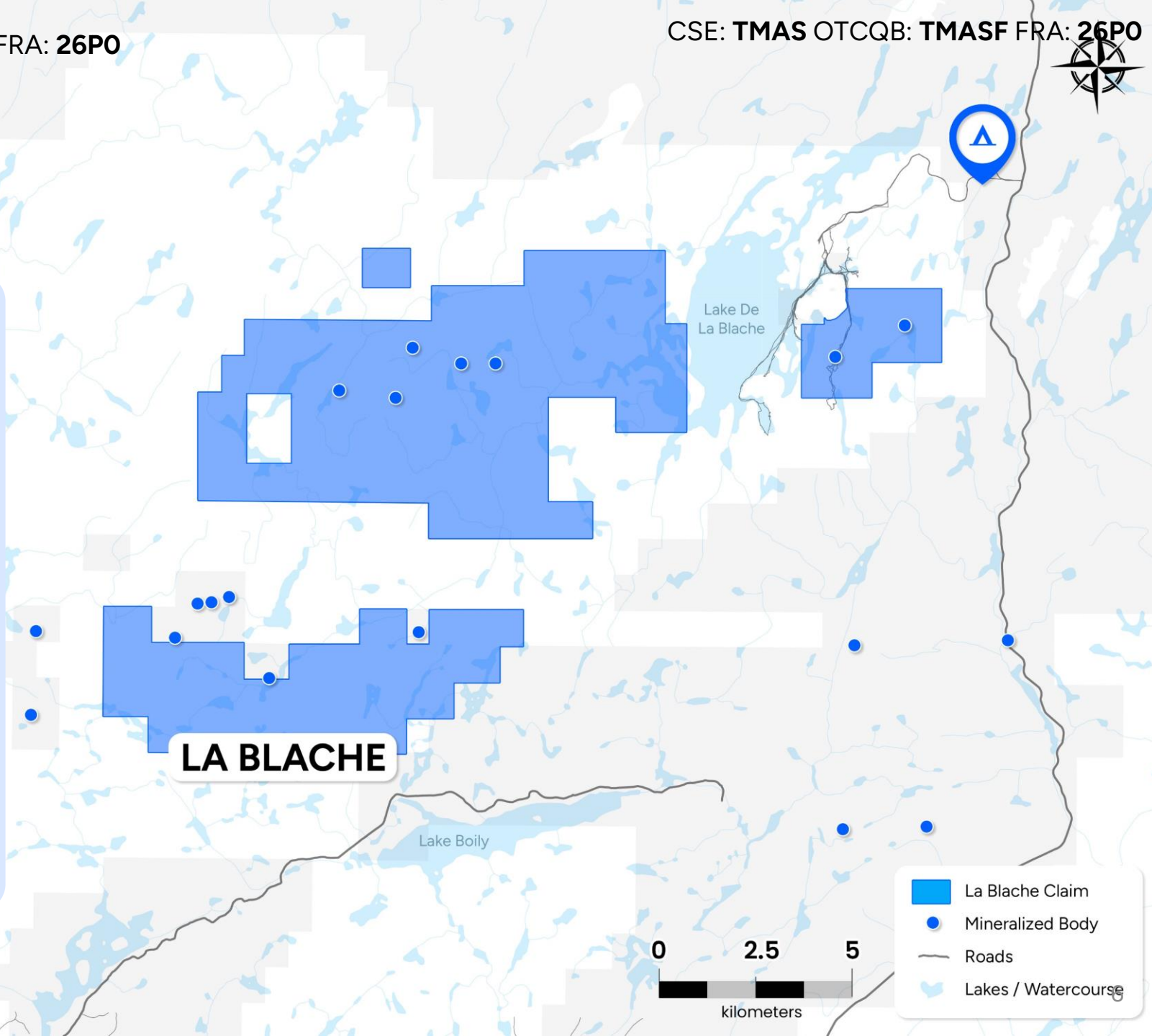
## The La Blache Property

171 Mineral Claims

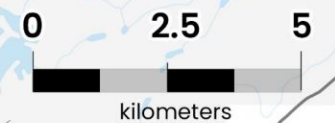
9,414 hectares

> 15,000 m of drilling

The main Iron-Titanium-Vanadium oxides mineralization reported here is the **Farrell-Taylor deposit** located entirely in the centre of the main claim block east of Lake De La Blache.



- La Blache Claim
- Mineralized Body
- Roads
- Lakes / Watercourse



# La Blache

Iron

Titanium

Vanadium

Reported at a cut-off grade of 4.9 % TiO<sub>2</sub>, at a minimum mining block size of 10x10x10 meters ("m"), considering 3.51:1 strip ratio, bench height 5m, pit slope of 45° processing and selling technical parameters and costs benchmark against similar projects and a selling price of USD \$2,200/t (TiO<sub>2</sub>), USD \$14,200/t (V<sub>2</sub>O<sub>5</sub>) and USD \$125/t (Fe<sub>2</sub>O<sub>3</sub>). All figures are rounded to reflect the relative accuracy of the estimates. Mineral Resources are not Mineral Reserves and do not have a demonstrated economic viability. The contained TiO<sub>2</sub> represents estimated contained metal in the ground and has not been adjusted for metallurgical recovery and may have discrepancies due to rounding.

An Inferred Mineral Resource is that part of a Mineral Resource for which quantity and grade or quality are estimated based on limited geological evidence and sampling. Geological evidence is sufficient to imply but not verify geological and grade or quality continuity. An Inferred Mineral Resource has a lower level of confidence than that applying to an Indicated Mineral Resource and must not be converted to a Mineral Reserve. It is reasonably expected that most of the Inferred Mineral Resources could be upgraded to Indicated Mineral Resources with continued exploration.

Resource Category	Units	Semi-Massive-Oxide	Massive-Oxide	Total
		Inferred	Inferred	Inferred
Resource	Mt	99.7	108.8	208.5
TiO <sub>2</sub>	%	6.3	17.8	12.3
V <sub>2</sub> O <sub>5</sub>	%	0.1	0.3	0.2
Fe <sub>2</sub> O <sub>3</sub>	%	22.0	59.4	41.5
TiO <sub>2</sub> Eq	%	8.3	24.3	16.7
Contained TiO <sub>2</sub>	Mt	6.2	19.4	25.6
Contained V <sub>2</sub> O <sub>5</sub>	Mt	0.1	0.3	0.4
Contained Fe <sub>2</sub> O <sub>3</sub>	Mt	21.9	64.6	86.5

CIM Definitions were followed for mineral resources and all tonnes are inferred mineral resources Mineral resources which are not mineral reserves do not have demonstrated economic viability.

Inferred mineral resources are considered too speculative geologically to have economic considerations applied to them that would enable them to be categorized as mineral reserves. There is also no certainty that these inferred mineral resources will be converted to the measured and indicated categories through further drilling, or into mineral reserves once economic considerations are applied.

Dated: May 14th, 2012 - Rounded to nearest 10k

# PEA Summary for La Blache

“We are extremely pleased with the strong economics presented in this PEA on the La Blache Titanium-Vanadium-Iron Project in Quebec. Titanium has been trading well above our assumptions of USD \$2,200 per tonne for over three years at over USD \$3,000 per tonne since August 2022, and we believe this trend will continue due to the increasing demand for TiO<sub>2</sub>, major global supply coming to end of life, and lack of both brownfield expansion and new projects coming online in North America. The PEA further increases our confidence in the Project and showcases our proprietary, environmentally friendly extraction technology. With a current market cap of CAD \$5M, I am excited to engage with all our stakeholders to unlock the value of this highly robust Project as we advance the asset forward.”



Tim Fernback,  
President of Temas Resources

Parameter	Units	Value
Post-tax Net Present Value (NPV <sub>8</sub> )	CAD \$ Billion	6.6
Post-tax IRR	%	60.8
Initial capital cost (Capex) (including 15% contingency)	CAD \$ Billion	1.1
Capex payback from commercial production	Months	25
Pre-production Development	Years	2
Life of Mine (“LOM”)	Years	14
Gross Project Revenue	CAD \$ Billion	34.3
Net Revenue (Revenue less transport offsite)	CAD \$ Billion	28.9
EBITDA (Operating Profit)	CAD \$ Billion	21.3
Net Project Cash Flow (pre-tax)	CAD \$ Billion	20.2
Net Project Cash Flow (post-tax)	CAD \$ Billion	14.9
Average Annual Gross Revenue	CAD \$ Billion	2.45
LOM average annual EBITDA	CAD \$ Billion	1.52
Net operating margin	%	62.0





# Lac Brule

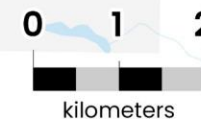
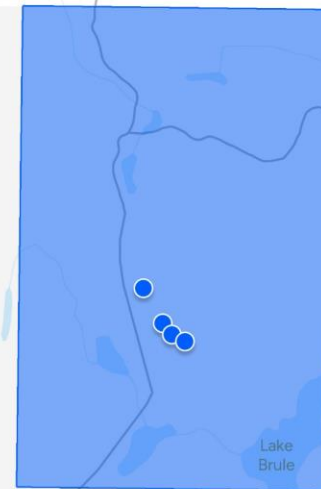
Titanium

Iron

Vanadium

- The Lac Brule Project is comprised of 36 claims and covers 2,016 hectares within the Labrieville Anorthosite Complex
- 64 km by road accessible from Labrieville (30km in a straight line), on the north shore of the St. Lawrence 100km north of Forestville, near the Bersimis 2 power generation site.
- The property has historic drilling conducted across 2 mineralized lenses
- Favorable mineralization for the application ORF  $TiO_2$  technology proved to be 144.8% more cost-efficient than conventional processes.
- Historic metallurgical bench tests attained 94%  $TiO_2$ , 95%  $V_2O_5$  and 99% iron oxides successfully leached

## LAC BRULE



-  Lac Brule Claim
-  Mineralized Body
-  Roads
-  Lakes / Watercourse

# Technologies comparison of ORF process for TiO<sub>2</sub> production

## Cost and Energy Efficiency:

A University of Minnesota study on ORF Technologies' patents concluded that the TiO<sub>2</sub> recovery process could slash production costs by nearly 70%, and the process is also less energy-intensive compared to the industry standard.

## Market Potential:

The global market for TiO<sub>2</sub>, valued at \$15.76 billion, is anticipated to grow at a compound annual growth rate of 8.7% through 2025, signifying a substantial opportunity for ORF Technologies' efficient recovery process.

## Quality and Versatility:

ORF Technologies' patented process can produce high-quality Titanium Dioxide (TiO<sub>2</sub>) from low-grade materials and is applicable to all ilmenite ores, including those rich in Chromium (Cr), Cobalt (Co), and Vanadium (V), thus enabling the extraction of additional value from elements that are typically not recoverable with other methods.

Feature	Chloride	Sulphate	ORF
Raw Material	High cost (rutile)	Low cost (ilmenite)	Lowest cost (ilmenite)
Cost per Ton of TiO <sub>2</sub> Feed	>\$2000	\$300	\$250
TiO <sub>2</sub> Product Value	High value	Low value	High value
Price per Ton of TiO <sub>2</sub>	~\$4500	>\$3500	~\$4500
Capital Expenditure (Capex)	Highest	Medium	Lowest
Operating Expenses (Opex)	Highest	Medium	Lowest
Environmental Impact	Medium challenges	Major challenges	Most environmentally friendly
Flexibility in Processing Raw Material	Limited	Limited	Flexible
Process Conditions	High Temp.	High Temp.	Atmospheric
Technology	Old	Old	Patented, New
End-to-End Processing in One Location	Not practiced	Possible	Possible
Pigment Production	Rutile/Anatase	Rutile/Anatase	Rutile/Anatase
Commercial Viability	In practice	In practice	Innovatively applied, will soon be in practice
Environmental Challenges	Disposal of byproducts	Disposal of byproducts	Minimum environmental impact
Safety Requirements	High	High	Low
Handling of Chemicals at High Temperatures	Challenges	N/A	N/A
Energy Consumption	High	High	Efficient
Sulfur Price Impact	No effect	Substantial effect	No effect

# What is TiO<sub>2</sub>?

And what is it used for?

## Titanium dioxide

is a naturally occurring oxide of titanium. It has the highest refractive index of any material known to man and is one of the whitest materials on earth

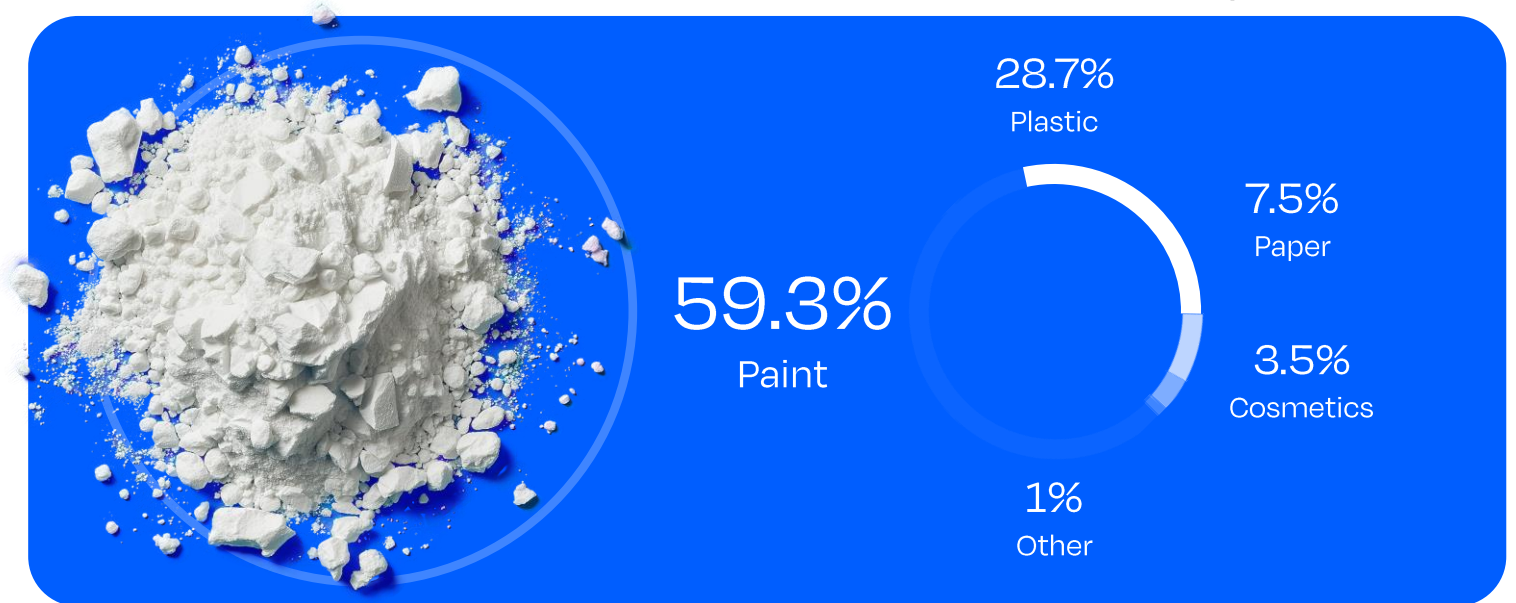
## Whiteness & Opacity

When ground into a fine powder, it transforms into a pigment that provides maximum whiteness and opacity

## Use cases

TiO<sub>2</sub> pigments are used in paints and coatings, plastics, paper, building materials, cosmetics, pharmaceuticals, foods and many other commercial products

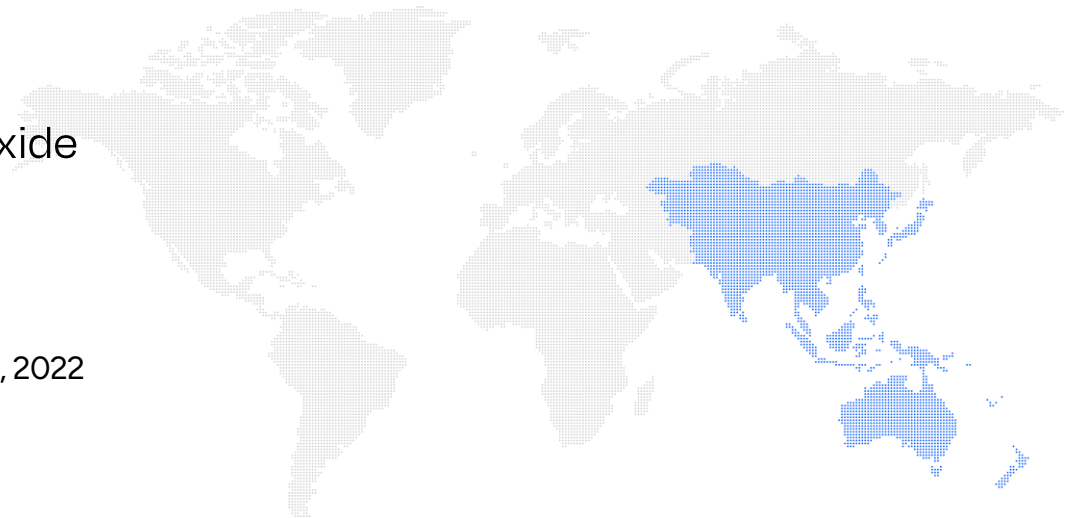
Titanium Dioxide by Application



## Global Titanium Dioxide Market by Region

- Largest Market

**42.4%** Revenue Share, 2022



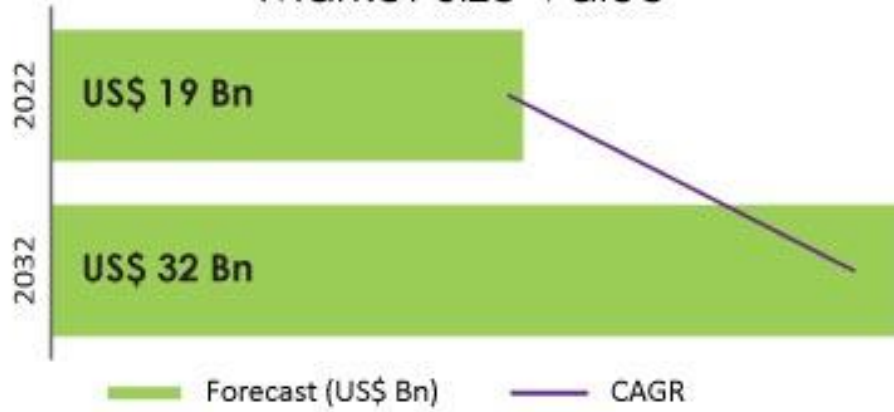


# The Market for TiO<sub>2</sub>

## Titanium Dioxide Market

Regional Analysis, 2022-2032

Market Size Value



CAGR **5.35%** (2022-2032)

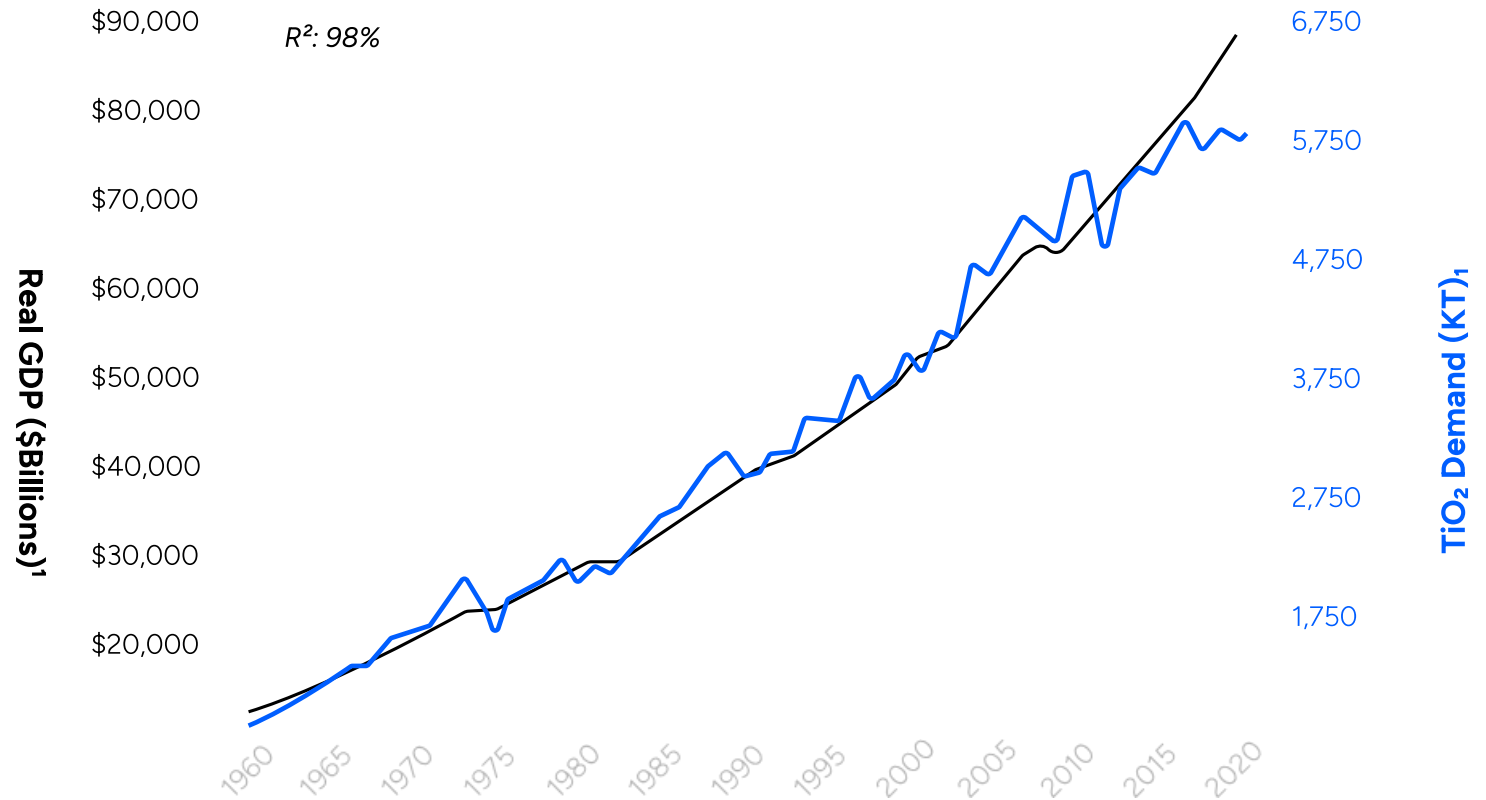


China South Korea Japan U.S. U.K.



# TiO<sub>2</sub> Market historically demonstrated a healthy track record of growth

- Long-term TiO<sub>2</sub> demand correlated with GDP growth
- Historical short-term swings in TiO<sub>2</sub> demand driven by customer stocking/ destocking actions
- Expected to be reduced going forward with margin stabilization strategy
- COVID-19 halted demand upturn in early 2020



<sup>1</sup> Global GDP and TiO<sub>2</sub> demand figures per Tronox 2021

Current conditions indicate TiO<sub>2</sub> market is in the early stages of demand recovery

## Temas Management Team



**Kyler Hardy**  
**EXECUTIVE CHAIRMAN    DIRECTOR**

Kyler Hardy, with 20+ years in the resource sector, has founded/sold businesses, and holds leadership roles at Cronin Group, NuE Corp, and Hexa Resources among others.



**Tim Fernback**  
**CEO    DIRECTOR**

Mr. Fernback has 25+ years in venture capital and investment banking, is an ex-Regional Director for CFO Centre Limited in Western Canada. He has an MBA in Finance, a CPA designation, and leadership roles in public companies in Canada and the USA.



**David Robinson**  
**CFO    DIRECTOR**

David Robinson, a CPA and CA with 15+ years in accounting and capital markets, transitioned from MNP LLP to a senior analyst at TELUS Pension Fund, and is now CFO of the Cronin Group, overseeing its financial operations.



**Rory Kutluoglu**  
**DIRECTOR**

Rory has 20+ years in geoscience across North America, contributed to the Broken Hammer deposit discovery and has held roles from Project Geologist to VP Business Development in various companies. Now, he's VP Technical Service at Cronin Group and CEO of Cloudbreak Exploration.



# Corporate Structure

**22,370,088** Share Outstanding

**9,830,873** Warrants

**1,386,500** Options

**33,587,461** Fully Diluted

**~24.5%** Insider Ownership

**Fiscal Year-End** December 31

**Transfer Agent** Odyssey Trust Company

**Auditors** De Visser Gray LLP



*\*As of April 8, 2024*

*\*As of April 8, 2024*

# Corporate Structure

**22,370,088** Share Outstanding

**9,830,873** Warrants

**1,386,500** Options

**33,587,461** Fully Diluted

**~24.5%** Insider Ownership

**Fiscal Year-End** December 31

**Transfer Agent** Odyssey Trust Company

**Auditors** De Visser Gray LLP

\*As of April 8, 2024



Temas Announces La Blache Titanium-Vanadium-Iron Project PEA Demonstrates CAD \$6.8B NPV<sub>8</sub> 55.1% IRR Post-Tax Return

Strong Economics Supported by \$23.1B EBITDA over a 14-year Mine Life in Canada's Mining Friendly Jurisdiction of Quebec

February 7, 2024, Vancouver, B.C. - **Temas Resources Corp.** ("Temas" or the "Company") [CSE: TMAS] is pleased to report positive results of an Independent Technical Report and Preliminary Economic Assessment ("PEA") for the wholly-owned La Blache Ti-V-Fe Project located in the Cote Nord region of Quebec.

Project economics were estimated assuming market demand supports constant prices of USD \$2,200/tonne ("t") for titanium dioxide (97.8% purity TiO<sub>2</sub>), USD \$14,200/t for vanadium pentoxide (V<sub>2</sub>O<sub>5</sub>) and USD \$125/t iron oxide (Fe<sub>2</sub>O<sub>3</sub>). The PEA to be filed on SEDAR will present a complete description and list of assumptions. Capital and operating cost estimates were prepared based on current and expected long-term pricing assumptions and to a PEA level +/- 35% level of accuracy.

Tim Fernback, President of Temas Resources comments, "We are extremely pleased with the strong economics presented in this PEA on the La Blache Titanium-Vanadium-Iron Project in Quebec. Titanium has been trading well above our assumptions of USD \$2,200 per tonne for over three years at over USD \$3,000 per tonne since August 2022, and we believe this trend will continue due to the increasing demand for TiO<sub>2</sub>, major global supply coming to end of life, and lack of both brownfield expansion and new projects coming online in North America. The PEA further increases our confidence in the Project and showcases our proprietary, environmentally friendly extraction technology. With a current market cap of CAD \$5M, I am excited to engage with all our stakeholders to unlock the value of this highly robust Project as we advance the asset forward."

#### PEA HIGHLIGHTS

Parameter	Units	Value
Post-tax Net Present Value (NPV <sub>8</sub> )	CAD \$ Billion	6.8
Post-tax IRR	%	55.1
Initial capital cost (Capex) (including 15 % contingency)	CAD \$ Billion	1.2
Capex payback from commercial production	Months	25
Pre-production Development	Years	2
Life of Mine ("LOM")	Years	14
Gross Project Revenue	CAD \$ Billion	37.2
Net Revenue (Revenue less transport offsite)	CAD \$ Billion	31.8
EBITDA (Operating Profit)	CAD \$ Billion	23.1
Net Project Cash Flow (pre-tax)	CAD \$ Billion	21.8



# In the News



#### Temas Resources Revised Terms of Previous Announced Non-Brokered Private Placement of up to \$1.5 Million

March xx, 2024, Vancouver, B.C. - **Temas Resources Corp.** ("Temas" or the "Company") (CSE: TMAS) (OTCQB: TMASF) announces, further to its news released dated February 8, 2024, that it has amended the terms of its non-brokered private placement (the "Financing"), reducing the price from \$0.25 per unit to \$0.20 per unit and thereby issuing up to up to 7,500,000 units for gross proceeds of \$1.5 million.

Each Unit is comprised of one common share of the Issuer (a "Share") and one half of one common share purchase warrant (each whole warrant, a "Warrant"). Each Warrant entitles the Subscriber to purchase one additional common share of the Issuer (a "Warrant Share") at a price of \$0.40 per Warrant Share for a period of two years from the Closing Date.

The Company intends to use proceeds from the financing for the purpose of advancing the La Blache project, marketing and working capital. There may be finder's fees payable in cash or securities.

#### About Temas Resources

Temas Resources Corp. is focused on the advanced La Blache and Lac Brule Iron-Titanium-Vanadium projects in Quebec. The critical metals the Company is exploring for are key to our national mineral independence. Additionally, the Company invests in and works to apply its green mineral recovery technologies across its mining portfolio to reduce the environmental impact and carbon footprint of metal extraction through advanced processing and patented leaching technologies.

All public filings for the Company can be found on the SEDAR+ website [www.sedarplus.ca](http://www.sedarplus.ca). For more information about the Company, please visit [www.temasresources.com](http://www.temasresources.com).

For further information or investor relations inquiries:

Tim Fernback  
President and CEO  
[tfernback@shaw.ca](mailto:tfernback@shaw.ca)

KIN Communications Inc.  
Tel: 604-684-6730  
[tmas@kincommunications.com](mailto:tmas@kincommunications.com)



CSE: **TMAS** OTCQB: **TMASF** FRA: **26PO**

Tim Fernback  
PRESIDENT & CEO

[tfernback@shaw.ca](mailto:tfernback@shaw.ca)  
604-340-3774