



CSE: **TMAS** OTCQB: **TMASF** FRA: **26P0**

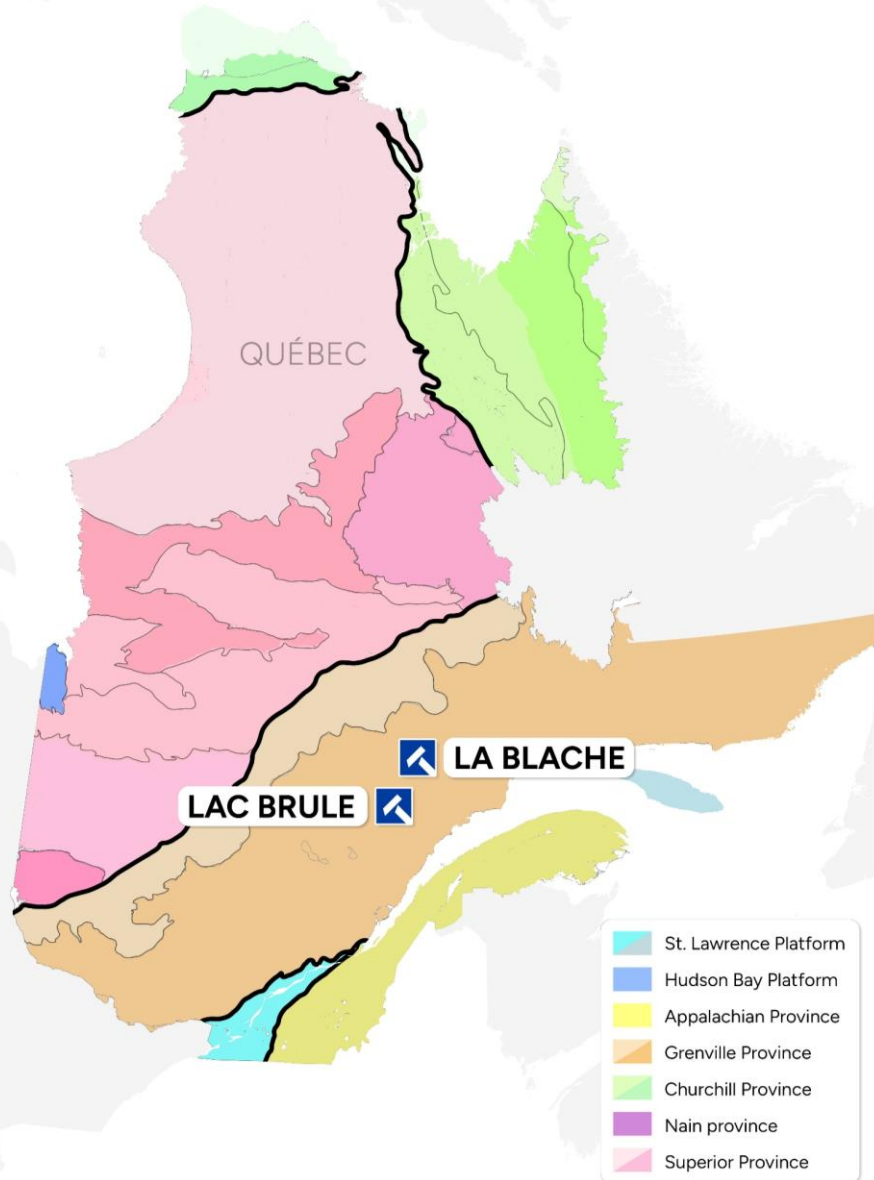
Forward Looking Statement

This presentation includes certain “Forward-Looking Statements” within the meaning of the United States Private Securities Litigation Reform Act of 1995 and “forward-looking information” under applicable Canadian securities laws. When used in this news release, the words “anticipate”, “believe”, “estimate”, “expect”, “target”, “plan”, “forecast”, “may”, “would”, “could”, “schedule” and similar words or expressions, identify forward-looking statements or information.

Forward-looking statements and forward-looking information relating to any future mineral production, liquidity, enhanced value and capital markets profile of Temas Resources, future growth potential for Temas Resources and its business, and future exploration plans are based on management’s reasonable assumptions, estimates, expectations, analyses and opinions, which are based on management’s experience and perception of trends, current conditions and expected developments, and other factors that management believes are relevant and reasonable in the circumstances, but which may prove to be incorrect. Assumptions have been made regarding, among other things, the price of iron, titanium, vanadium and other metals; costs of exploration and development; the estimated costs of development of exploration projects; Temas Resources’ ability to operate in a safe and effective manner and its ability to obtain financing on reasonable terms.

These statements reflect Temas Resources’ respective current views with respect to future events and are necessarily based upon a number of other assumptions and estimates that, while considered reasonable by management, are inherently subject to significant business, economic, competitive, political and social uncertainties and contingencies. Many factors, both known and unknown, could cause actual results, performance or achievements to be materially different from the results, performance or achievements that are or may be expressed or implied by such forward-looking statements or forward-looking information and Temas Resources has made assumptions and estimates based on or related to many of these factors. Such factors include, without limitation: the Company’s dependence on one mineral project; precious metals price volatility; risks associated with the conduct of the Company’s mining activities in Quebec; regulatory, consent or permitting delays; risks relating to reliance on the Company’s management team and outside contractors; risks regarding mineral resources and reserves; the Company’s inability to obtain insurance to cover all risks, on a commercially reasonable basis or at all; currency fluctuations; risks regarding the failure to generate sufficient cash flow from operations; risks relating to project financing and equity issuances; risks and unknowns inherent in all mining projects, including the inaccuracy of reserves and resources, metallurgical recoveries and capital and operating costs of such projects; contests over title to properties, particularly title to undeveloped properties; laws and regulations governing the environment, health and safety; operating or technical difficulties in connection with mining or development activities; employee relations, labour unrest or unavailability; the Company’s interactions with surrounding communities and artisanal miners; the Company’s ability to successfully integrate acquired assets; the speculative nature of exploration and development, including the risks of diminishing quantities or grades of reserves; stock market volatility; conflicts of interest among certain directors and officers; lack of liquidity for shareholders of the Company; litigation risk; and the factors identified under the caption “Risk Factors” in Temas Resources’ management discussion and analysis. Readers are cautioned against attributing undue certainty to forward-looking statements or forward-looking information. Although Temas Resources has attempted to identify important factors that could cause actual results to differ materially, there may be other factors

Opportunity Overview



Project Focus – Titanium in Quebec
 Concentrating on two advanced critical metal projects in Quebec, with PEA on La Blache completed and plans to drill Lac Brule 2024

Metallurgical Advancements
 Completed pilot plant testing on La Blache mineralization in 2022, yielding a high-quality 99.8% Titanium Dioxide (TiO₂) product.

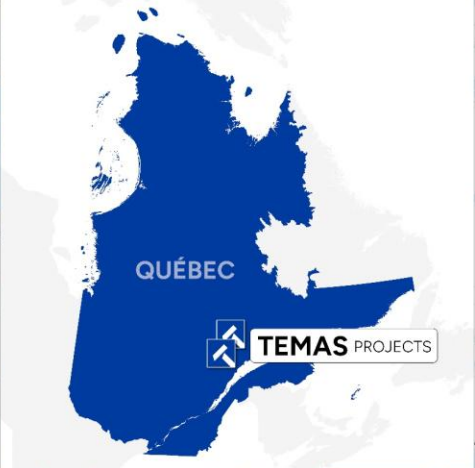
Intellectual Property & Patents
 Maintains a significant IP portfolio focused on eco-friendly extraction and processing technologies for metals such as Nickel, Iron, Gold, Titanium Dioxide, Zinc, and Rare Earth Elements.

Cost Reduction & Validation
 The University of Minnesota's study validated that ORF Technologies' TiO₂ processing could cut costs by over 65% compared to industry averages.

Environmental Commitment
 Implements closed-loop processing technology, minimizing waste by recycling and reusing chemicals.
 >95% of reagents recycled

Corporate Structure & Ownership

- Recently completed 9:1 consolidation
- 26.6 Million shares issued and outstanding
- 38.5 Million shares fully diluted
- Management owns ~21% directly and
- 40% + in the hands of friends, family and assoc.



 **LA BLACHE**

LAC BRULE 

389

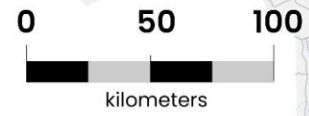
385

St. Lawrence River

138

• Saguenay

• Québec City



 Temas Project
 Roads 4



QUÉBEC

LA BLACHE

LAC BRULE

138

385

St. Lawrence River

Saguenay

138



- Roads
- Powerlines
- Temas Claim
- Staked Claim



La Blache

Iron

Titanium

Vanadium

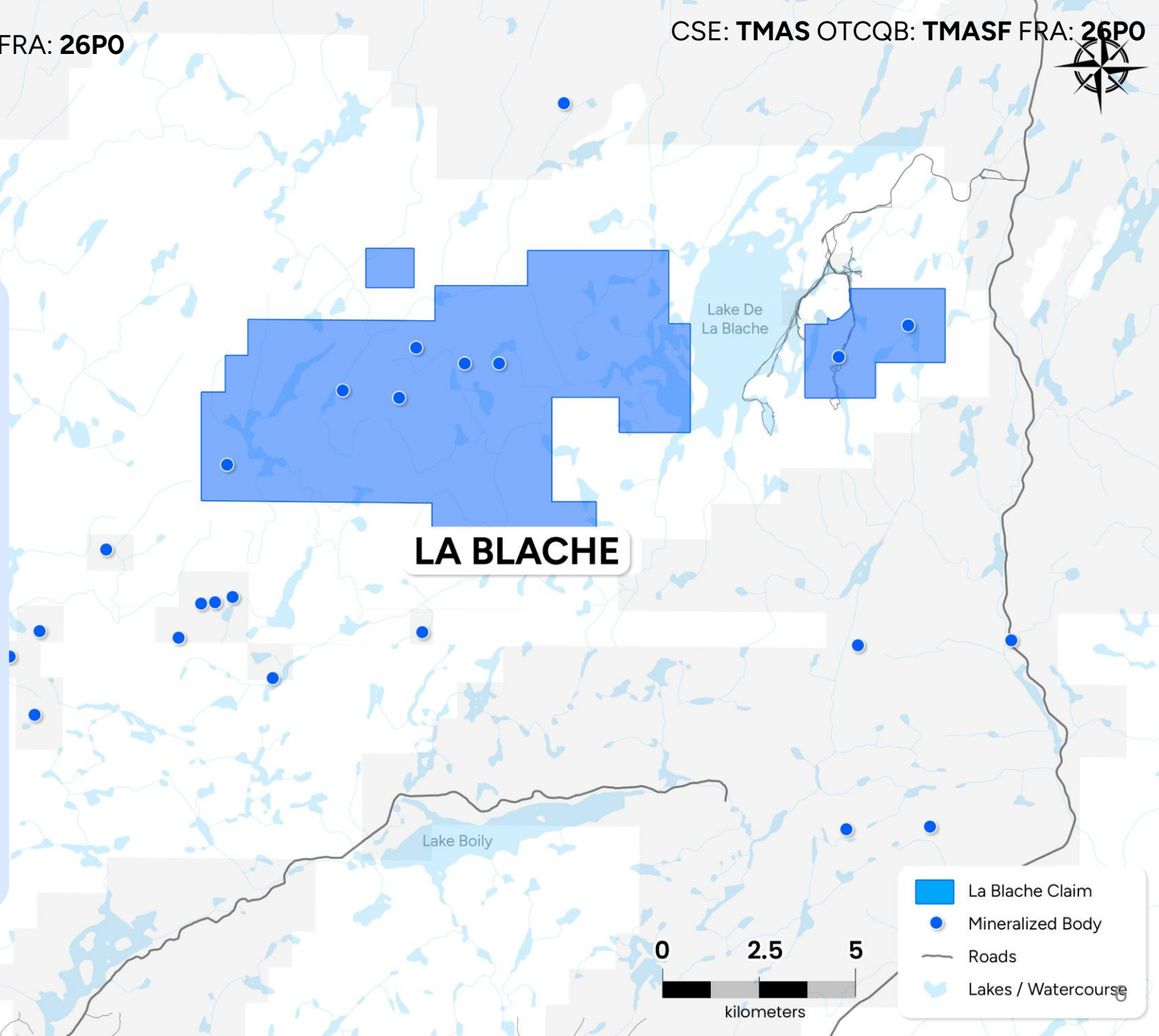
The La Blache Property

130 Mineral Claims

~7,000 hectares

> 15,000 m of drilling

The main Iron-Titanium-Vanadium oxides mineralization reported here is the **Farrell-Taylor deposit** located entirely in the centre of the main claim block east of Lake De La Blache.



La Blache

Iron

Titanium

Vanadium

	Units	Semi-Massive-Oxide	Massive-Oxide	Total
Resource Category		Inferred	Inferred	Inferred
Resource	Mt	99.7	108.8	208.5
TiO ₂	%	6.3	17.8	12.3
V ₂ O ₅	%	0.1	0.3	0.2
Fe ₂ O ₃	%	22.0	59.4	41.5
TiO ₂ Eq	%	8.3	24.3	16.7
Contained TiO ₂	Mt	6.2	19.4	25.6
Contained V ₂ O ₅	Mt	0.1	0.3	0.4
Contained Fe ₂ O ₃	Mt	21.9	64.6	86.5

Notes:

Effective Date February 7, 2024, Figures rounded to appropriate level of precision for reporting MRE (Some columns or rows may not compute exactly as shown)

Reported at a cut-off grade of 4.4 % TiO₂ Equivalent for the massive oxide and 4.8% TiO₂ Equiv for the semi-massive oxide domain.

Assumed Fe₂O₃ @ \$125/t, TiO₂ @ \$2,200/t, V₂O₅ @ \$14,200/t (all USD). $TiO_2 \text{ Eq\%} = TiO_2 + ((Fe_2O_3\% \times Fe_2O_3\$/txRecFe_2O_3\% \times V_2O_5\% \times V_2O_5\$/txRecV_2O_5)) / (TiO_2\$/txRecTiO_2)$

Assumed Costs: Mining \$5/t, G&A \$5/t milled, shipping \$35/t, \$25/t processing. Recovery: 71.8% MO, 65% SMO. V₂O₅ was included in TiO₂ Eq calc, but not in economic analysis, to assess full potential of mineralization.

MRE is in-situ dry tonnes. Density used is 4.42 t/m³ for MO and 3.28t/m³ for SMO, all figures metric tonnes.

The MRE has been classified under the guidelines of the Canadian Institute of Mining, Metallurgy and Petroleum (CIM) Standards on Mineral Resources and Reserves, Definitions and Guidelines prepared by the CIM Standing Committee on Reserve Definitions and adopted by CIM Council (2014) and procedures for classifying the reported Mineral Resources were undertaken within the context of the Canadian Securities Administrators National Instrument 43-101 (NI 43-101).

CIM Definitions were followed for mineral resources and all tonnes are inferred mineral resources Mineral resources which are not mineral reserves do not have demonstrated economic viability.

Inferred mineral resources are considered too speculative geologically to have economic considerations applied to them that would enable them to be categorized as mineral reserves. There is also no certainty that these inferred mineral resources will be converted to the measured and indicated categories through further drilling, or into mineral reserves once economic considerations are applied.

PEA Summary for La Blache

“We are extremely pleased with the strong economics presented in this PEA on the La Blache Titanium-Vanadium-Iron Project in Quebec. Titanium has been trading well above our assumptions of USD \$2,200 per tonne for over three years at over USD \$3,000-3,500 per tonne since August 2022, and we believe this trend will continue due to the increasing demand for TiO₂, major global supply coming to end of life, and lack of both brownfield expansion and new projects coming online in North America. The PEA further increases our confidence in the Project and showcases our proprietary, environmentally friendly extraction technology. With a current market cap of CAD \$2.5M, I am excited to engage with all our stakeholders to unlock the value of this highly robust Project as we advance the asset forward.”



Tim Fernback,
President of Temas
Resources

Parameter	Units	Value
Post-tax Net Present Value (NPV ₈)	CAD \$ Billion	6.6
Post-tax IRR	%	60.8
Pre-production capital cost (Capex) (including 15% contingency)	CAD \$ Billion	1.2
Capex payback from commercial production	Months	25
Pre-production Development	Years	2
Life of Mine (“LOM”)	Years	14
Gross Project Revenue	CAD \$ Billion	34.3
Net Revenue (Revenue less transport offsite)	CAD \$ Billion	28.9
EBITDA (Operating Profit)	CAD \$ Billion	21.3
Net Project Cash Flow (pre-tax)	CAD \$ Billion	20.2
Net Project Cash Flow (post-tax)	CAD \$ Billion	14.9
Average Annual Gross Revenue	CAD \$ Billion	2.45
LOM average annual EBITDA	CAD \$ Billion	1.52
Net operating margin	%	62.0



Lac Brule

Titanium

Iron

Vanadium

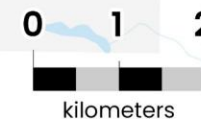
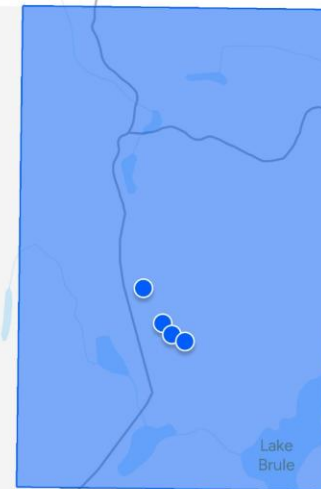
The Lac Brule Project :
36 mineral claims and 2,016 hectares



- Road accessible
- 100 km from the St. Lawrence River,
- Has a power generation site nearby
- > 10,000 m historic drilling across 2 mineralized lenses
- TMAS plans 1,500 – 2,000 m additional drilling to get to PEA in 2025

The proposed Lac Brule TiO₂ ilmenite deposit is:

- **Near surface,**
- **Higher grade** than La Blache, and
- **Est. 40%** of the size of La Blache.

LAC BRULE



-  Lac Brule Claim
-  Mineralized Body
-  Roads
-  Lakes / Watercourse

Technologies comparison of ORF process for TiO₂ production

Cost and Energy Efficiency:

A University of Minnesota study on ORF Technologies' patents concluded that the TiO₂ recovery process could slash production costs by nearly 70%, and the process is also less energy-intensive compared to the industry standard.

Market Potential:

The global market for TiO₂, valued at \$15.76 billion, is anticipated to grow at a compound annual growth rate of 8.7% through 2025, signifying a substantial opportunity for ORF Technologies' efficient recovery process.

Quality and Versatility:

ORF Technologies' patented process can produce high-quality Titanium Dioxide (TiO₂) from low-grade materials and is applicable to all ilmenite ores, including those rich in Chromium (Cr), Cobalt (Co), and Vanadium (V), thus enabling the extraction of additional value from elements that are typically not recoverable with other methods.

Feature	Chloride	Sulphate	ORF
Raw Material	High cost (rutile)	Low cost (ilmenite)	Lowest cost (ilmenite)
Cost per Ton of TiO ₂ Feed	>\$2000	\$300	\$250
TiO ₂ Product Value	High value	Low value	High value
Price per Ton of TiO ₂	~\$4500	>\$3500	~\$4500
Capital Expenditure (Capex)	Highest	Medium	Lowest
Operating Expenses (Opex)	Highest	Medium	Lowest
Environmental Impact	Medium challenges	Major challenges	Most environmentally friendly
Flexibility in Processing Raw Material	Limited	Limited	Flexible
Process Conditions	High Temp.	High Temp.	Atmospheric
Technology	Old	Old	Patented, New
End-to-End Processing in One Location	Not practiced	Possible	Possible
Pigment Production	Rutile/Anatase	Rutile/Anatase	Rutile/Anatase
Commercial Viability	In practice	In practice	Innovatively applied, will soon be in practice
Environmental Challenges	Disposal of byproducts	Disposal of byproducts	Minimum environmental impact
Safety Requirements	High	High	Low
Handling of Chemicals at High Temperatures	Challenges	N/A	N/A
Energy Consumption	High	High	Efficient
Sulfur Price Impact	No effect	Substantial effect	No effect

What is TiO₂?

And what is it used for?

Titanium dioxide

is a naturally occurring oxide of titanium. It has the highest refractive index of any material known to man and is one of the whitest materials on earth

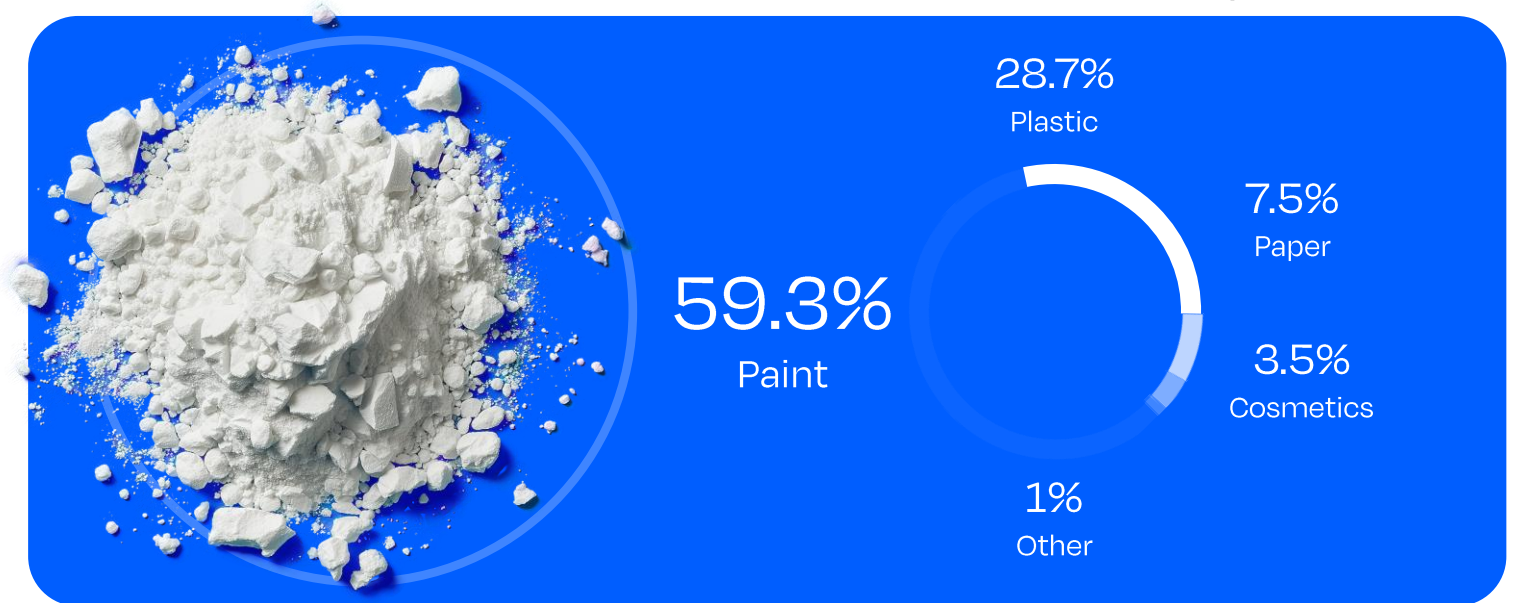
Whiteness & Opacity

When ground into a fine powder, it transforms into a pigment that provides maximum whiteness and opacity

Use cases

TiO₂ pigments are used in paints and coatings, plastics, paper, building materials, cosmetics, pharmaceuticals, foods and many other commercial products

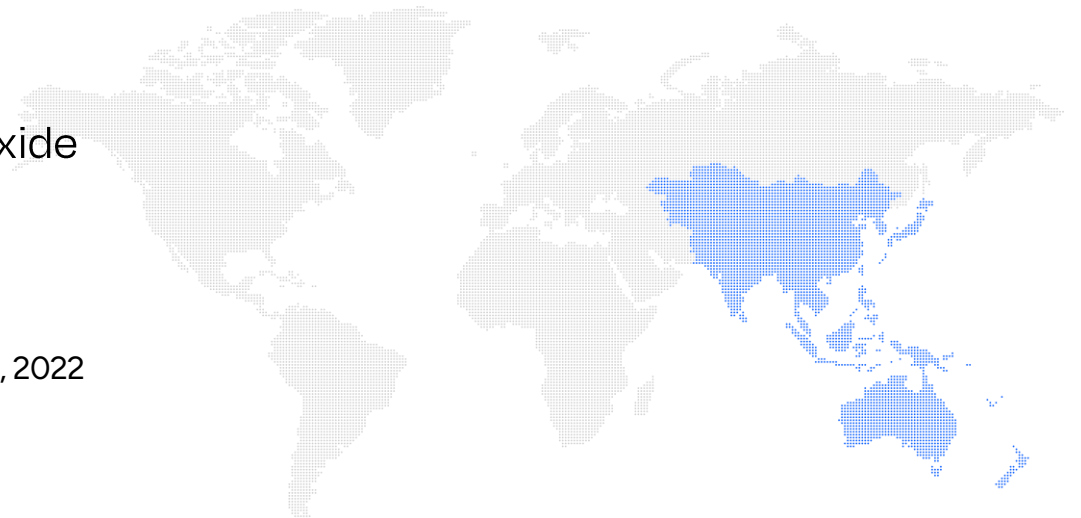
Titanium Dioxide by Application



Global Titanium Dioxide Market by Region

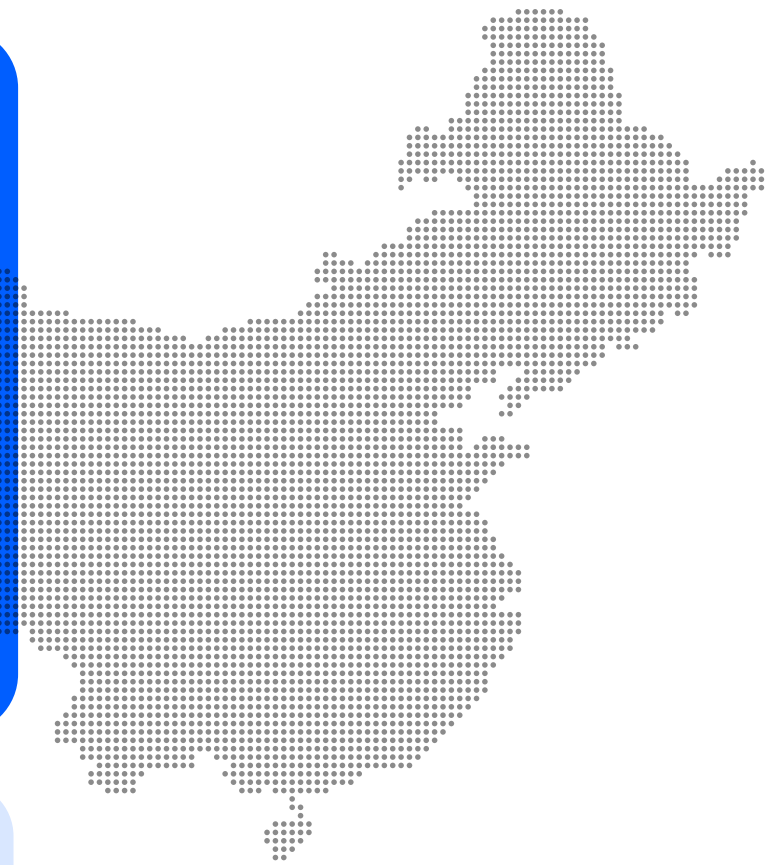
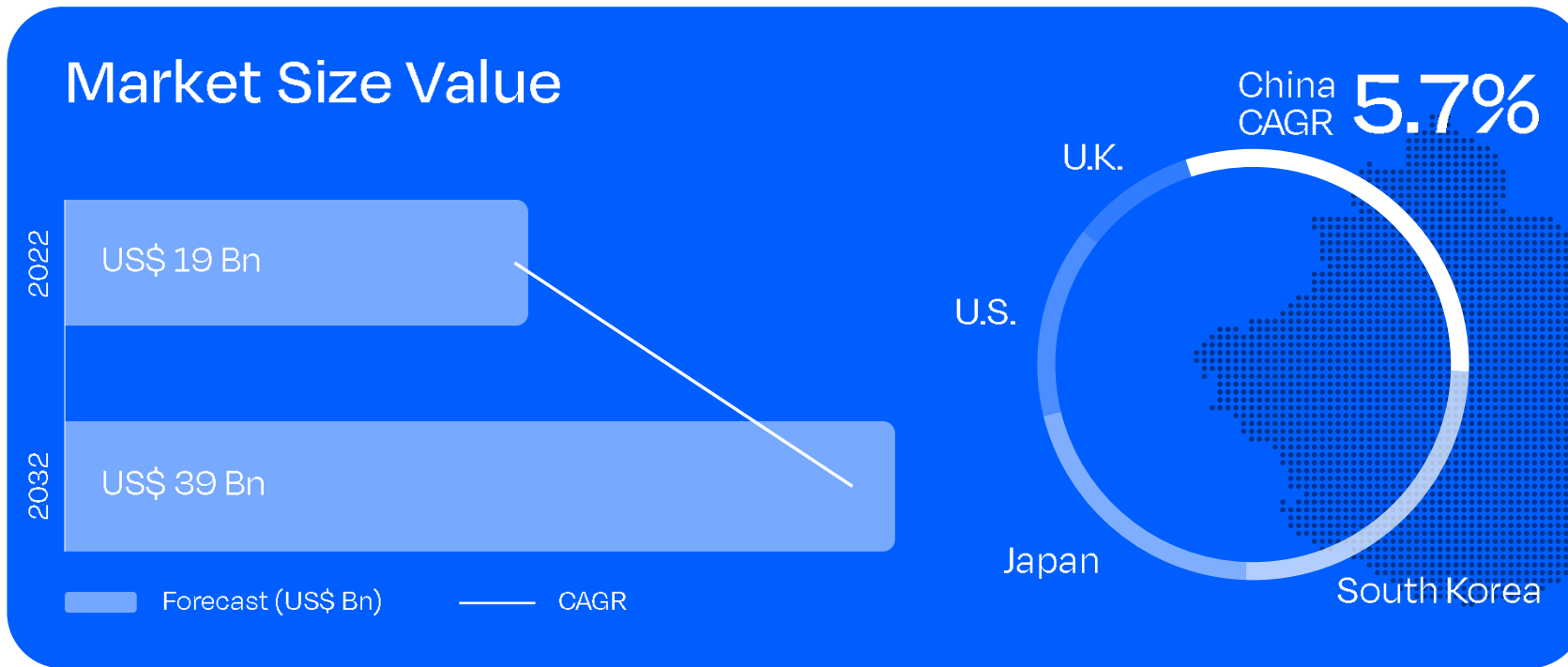
- Largest Market

42.4% Revenue Share, 2022



The Market for TiO₂

Regional Analysis, 2022-2032

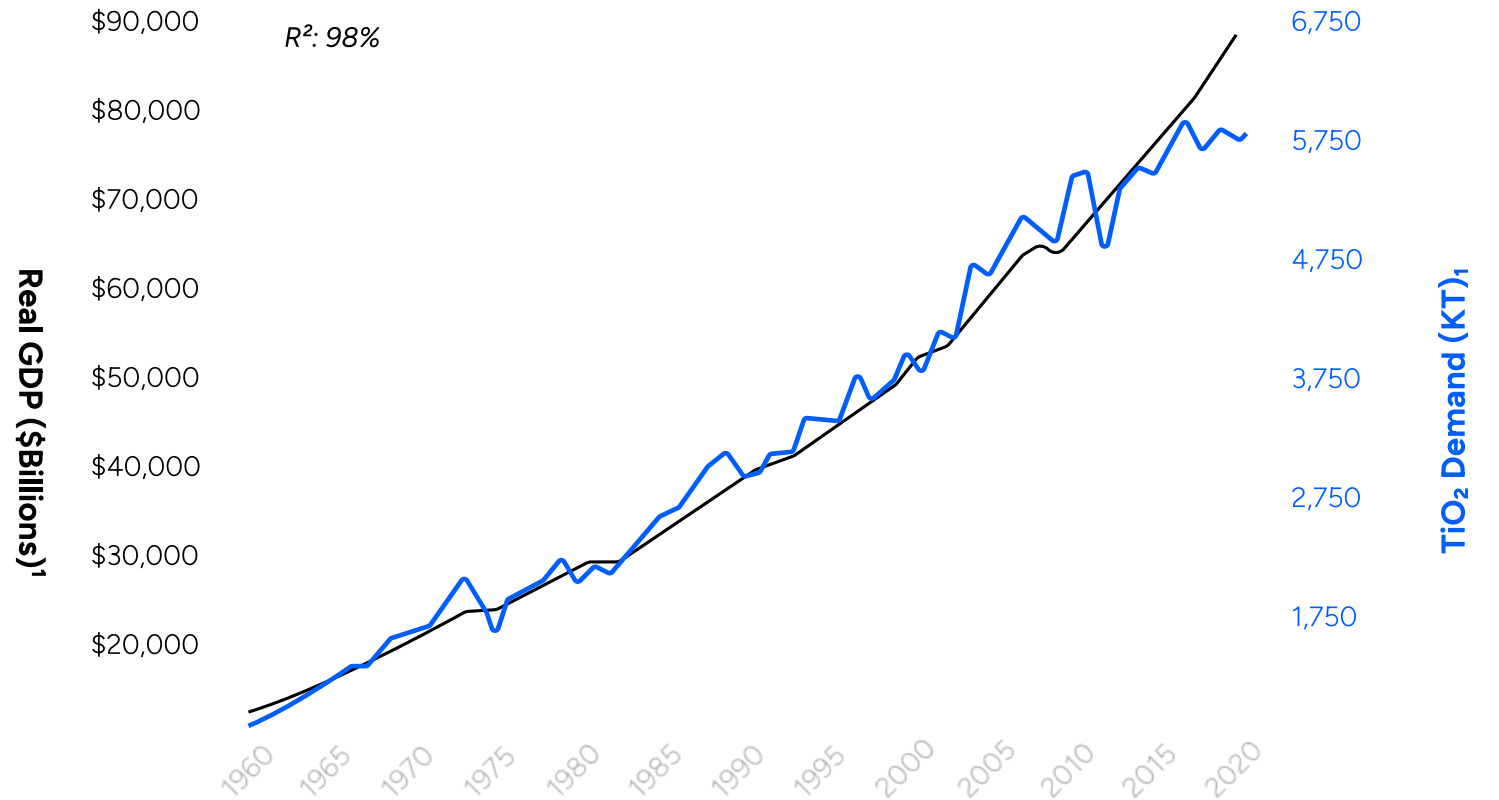


CAGR **5.35%** (2022-2023)

CAGR est. **7.70%** (2023-2028)

TiO₂ Market historically demonstrated a healthy track record of growth

- Long-term TiO₂ demand correlated with GDP growth
- Historical short-term swings in TiO₂ demand driven by customer stocking/ destocking actions
- Expected to be reduced going forward with margin stabilization strategy
- COVID-19 halted demand upturn in early 2020



¹ Global GDP and TiO₂ demand figures per Tronox 2021

Current conditions indicate TiO₂ market is in the early stages of demand recovery

The New York Times | <https://www.nytimes.com/2024/06/14/us/politics/boeing-airbus-titanium-faa.html>

F.A.A. Investigating How Counterfeit Titanium Got Into Boeing and Airbus Jets

The material, which was purchased from a little-known Chinese company, was sold with falsified documents and used in parts that went into jets from both manufacturers.

By Mark Walker
Reporting from Washington
June 14, 2024, 5:00 a.m. ET

Politics

House foreign affairs committee to probe decision to waive sanctions on Russian titanium

Airbus and Bombardier were recently granted exemptions to use parts containing titanium produced by Russia

Murray Brewster · CBC News · Posted: May 01, 2024 5:12 PM PDT | Last Updated: May 1

Titanium Is a Strategic Metal – And the U.S. Might Not Have Enough

Peter Suci / Jan 2, 2024



Putin says Russia should consider restricting uranium, titanium and nickel exports

By Reuters

September 12, 2024 7:33 AM PDT · Updated a day ago



A view shows nickel sheets at Kola Mining and Metallurgical Company (Kola MMC), a subsidiary of Nor Nickel metals and mining company, in the town of Monchegorsk in Murmansk Region, Russia February 25, 2021. REUTERS/Evgenia Novozhenina/File Photo [Purchase Licensing Rights](#)

Titanium, a Strategic and Critical Metal, in the News

Temas Management Team



Kyler Hardy
EXECUTIVE CHAIRMAN DIRECTOR

Kyler Hardy, with 20+ years in the resource sector, has founded/sold businesses, and holds leadership roles at Cronin Group, NuE Corp, and Hexa Resources among others.



Tim Fernback
CEO DIRECTOR

Mr. Fernback has 25+ years in venture capital and investment banking, is an ex-Investment Banker and Venture Capitalist and was the former Regional Director for CFO Centre Limited in Western Canada. He has an MBA in Finance, a CPA designation, and leadership roles in public companies in Canada and the USA.



David Robinson
CFO DIRECTOR

David Robinson, a CPA and CA with 15+ years in accounting and capital markets, transitioned from MNP LLP to a senior analyst at TELUS Pension Fund, and is now CFO of the Cronin Group, overseeing its financial operations.

Temas Management Team



David Caldwell
COO

With thirty-five (35) years of applied experience, David is a Geologist, Geophysicist and Geochemist. David spent over 14 years at BlackRock metals as Co-Founder, Director and VP Technical services where he identified the Lac Doré layered complex in Québec with strong grades in three metals (Fe/Ti/V), and established a full feasibility for a \$1.3B construction project with the best vanadium grades of any North American deposit.




Michel Lebeuf
GENERAL LEGAL COUNSEL

Michel Lebeuf is the managing partner of the Montreal legal firm Lebeuf Legal and a seasoned corporate finance and securities attorney. Michel has developed an expertise in securities law, particularly in the areas of natural resources, institutional and corporate financing, and public and private mergers and acquisitions. Michel also acts and has previously acted as director and officer for many listed issuers on the Canadian Securities Exchange and the TSX Venture Exchange.



Véronique Laberge
DIRECTOR

Ms. Veronique Laberge is a chartered professional accountant and holder of the title of auditor. With more than 18 years of experience in professional practice, she specialized in certification mandates, general accounting and has been working as a fractional CFO for multiple public and private companies since 2018.

Company	Symbol	Focus	Project Stage	Resource Size	Style of Deposit	EV (USD)	NPV ⁸ (USD)
	CSE: TMAS OTCQB: TMA SF FRA: 26PO	La Blache, Canada	PEA	208.5mt @16% TiO ₂ Equivalent 25.6mt TiO ₂	Hard Rock	\$2m	\$4,818bn
¹ Titan Discovery Group	Private	Peninsular, Canada	Exploration	NA	Hard Rock	\$30m	NA
² Empire Metals	AIM:EEE	Pitfield, Australia	Exploration	NA	Hard Rock	\$67m	NA
³ Iperion X	ASX:IPX NASDAQ:IPX	Titan, United States	Scoping	431mt Material 2.2% HM	Mineral Sands	\$305m	\$692m
⁴ Base Resources	ASX:BSE AIM:BSE	Ranobe, Madagascar	Feasibility	2,580mt Material 4.3% HM	Mineral Sands	\$288m	\$1,385bn (Mineral Sands)
⁵ Sheffield Resources	ASX:SFX	Thunderbird, Australia	Production	3,230mt Material 6.9% HM	Mineral Sands	\$114m	\$858m (Mineral Sands)
⁶ Sovereign Metals	ASX:SVM AIM:SVML	Kasiya, Malawi	PFS	1,809mt Material 1% Rutile	Mineral Sands	\$256m	\$1.6bn (Rutile & Graphite)

¹ [Titan Discovery Investment Presentation](#)

² [Empire Metals Investment Presentation](#)

³ [Iperion X Investment presentation](#) [stment Presentation](#)

⁴ [Base Resources Ranobe Ore Mineral Resources & Toliara Project's NPV](#)

⁵ [Sheffield Resources Thunderbird Ore Mineral Resources Yearly Report Accounts](#)

⁶ [Sovereign Metals Kasiya Ore Mineral Resources & Investment Presentation](#)

Corporate Structure

26,658,118 Share Outstanding

9,878,323 Warrants

2,011,500 Options

38,547,941 Fully Diluted

~20.5% Insider Ownership

Fiscal Year-End December 31

Transfer Agent Odyssey Trust Company

Auditors De Visser Gray LLP



*As of March 5, 2025

*As of March 5, 2025



CSE: **TMAS** OTCQB: **TMASF** FRA: **26P0**

Tim Fernback
PRESIDENT & CEO

timf@temasresources.com
604-340-3774

British Columbia Office
309 – 2912 West Broadway Vancouver BC V6K 0E9

Québec Office
800 Boulevard René-Lévesque Ouest, Suite 1730, Montréal, QC H3B 1X9